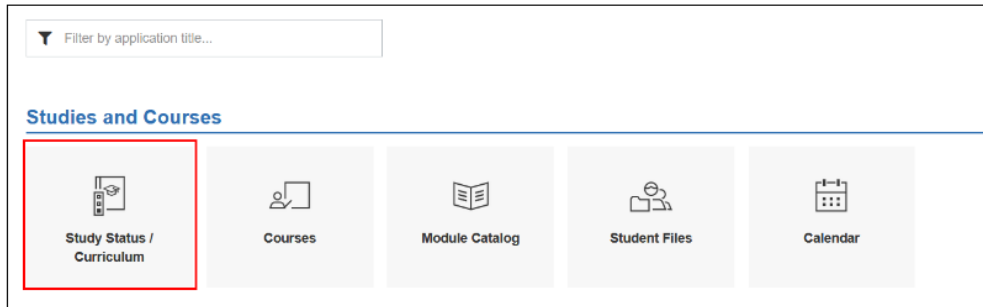


## 1. STUDY TREE:

1. Please [log in on TUMonline](#) and click on the application "Study Status / Curriculum":



2. In the next window click on **Architecture**.

| ID of degree programme | Name of degree programme     | Curriculum |
|------------------------|------------------------------|------------|
| 630 98 350             | <a href="#">Architecture</a> | 0          |

3. The list of modules for the Exchange program of that year will appear as below, in a tree-like structure (= curriculum tree)

The screenshot shows the TUMonline interface for the curriculum of Architecture (0, Other study, current) for the academic year 2021/22. The page title is "Curriculum / 98 350 Architecture (0, Other study, current) Academic year 2021/22". There are three filter buttons: "Display", "Node filter ( All )", and "Academic year ( 2021/22 )". Below the filters, a tree-like structure is shown with the following nodes:

- [0] sonstiges Studium Architektur
- Bachelor Basic Level Modules
- Bachelor Advanced Level Modules
- Master Level Modules
- TUM Modules

4. Expand the module selection according to your level (as you did when you were looking for modules when you applied) to get the list of all modules offered at this level. For example, if you open the Bachelor Advanced Level Modules section you'll see this:

The screenshot shows the expanded Bachelor Advanced Level Modules section. The list of modules is as follows:

| Module ID   | Module Name   | Level |
|-------------|---|-------|
| [AR21000]   | Project   | 9     |
| [AR17110]   | Applied Presentation Technology                                   | 3     |
| [AR20035-1] | Baufaufnahme for Incomings  | 3     |
| [AR20029]   | Excursion: Presentation + Design                                  | 3     |
| [AR61002]   | Building Construction I: Masonry                                  | 6     |
| [AR61101]   | Building Construction III: concrete and ferroconcrete structuring | 8     |
| [AR61008]   | Building Physics and Building Services                            | 6     |
| [AR17006]   | Water Colour Drawing  | 3     |
| [AR20125]   | Architectural Design and Participation I                          | 6     |

Please remember: A course itself doesn't have ECTS, only the module! You can see how many ECTS a module has in the module description (to see it, click on the corresponding book symbol) or directly on the right hand side, near the book symbol.

5. Then expand the module details of the module you are interested in. The orange star indicates the modules, the red triangle the courses, the green dot the exams.

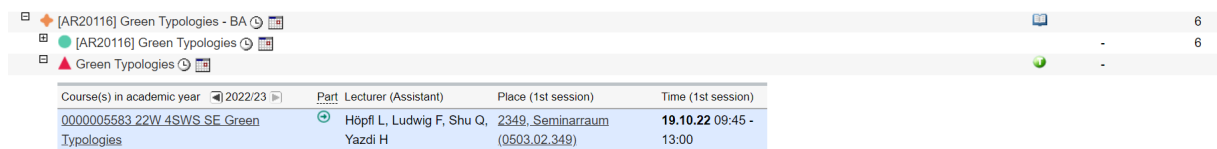
The example below uses the module AR20116 Green Typologies - BA at BA Advanced level.



|                                 |   |
|---------------------------------|---|
| [AR20116] Green Typologies - BA | 6 |
| [AR20116] Green Typologies      | 6 |
| Green Typologies                | - |

6. Now expand the red triangle.

You will see the course title, information about time and place and, if the registration for that course is open, a green arrow. You can click on it and directly go to the registration. If you want more information on the course first, just click on the course name and you'll get to the course description. You can also get to the course registration from there.



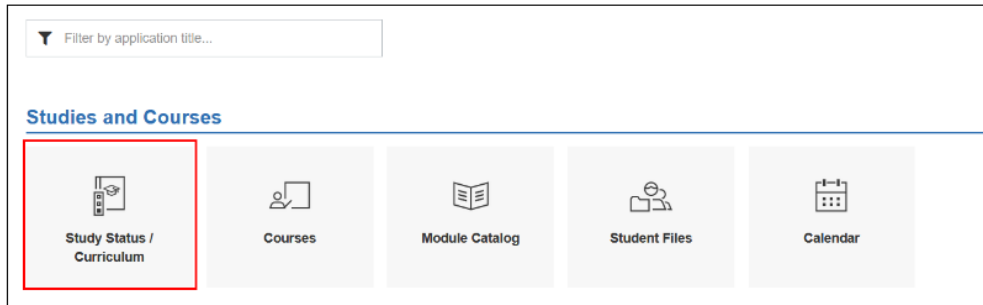
| Course(s) in academic year              | Part | Lecturer (Assistant)              | Place (1st session)            | Time (1st session)     |
|---|------|-----------------------------------|--------------------------------|------------------------|
| 0000005583 22W 4SWS SE Green Typologies |      | Höpfl L, Ludwig F, Shu Q, Yazdi H | 2349_Seminarraum (0503.02.349) | 19.10.22 09:45 - 13:00 |

In some cases, a module has two courses (you'll then see two red triangles). Here you might need to take both to complete the module. If in doubt, please check with us ([incoming.ad@ed.tum.de](mailto:incoming.ad@ed.tum.de)) or directly with the responsible Chair!

Details about the registration procedure itself can be found here in the section "Details about the registration procedure": <https://wiki.tum.de/pages/viewpage.action?pageId=613515833>

## 2. MODULE DESCRIPTION:

1. Please [log in on TUMonline](#) and click on the application "Study Status / Curriculum":



2. In the next window click on **Architecture**.

| Code of degree programme | Name of degree programme     | Curriculum |
|--------------------------|------------------------------|------------|
| 630 98 350               | <a href="#">Architecture</a> | 0          |

3. The list of modules for the Exchange program of that year will appear as below, in a tree-like structure (= curriculum tree)

The screenshot shows the 'Curriculum / 98 350 Architecture (0, Other study, current)' page for the academic year 2021/22. It includes filters for 'Display', 'Node filter (All)', and 'Academic year (2021/22)'. The curriculum tree is expanded to show the following structure:

- [0] sonstiges Studium Architektur
  - Bachelor Basic Level Modules
  - Bachelor Advanced Level Modules
  - Master Level Modules
  - TUM Modules

4. Expand the module selection according to your level (as you did when you were looking for modules when you applied) to get the list of all modules offered at this level. For example, if you open the Bachelor Advanced Level Modules section you'll see this:

The screenshot shows the expanded list of Bachelor Advanced Level Modules. Each entry includes a module code, name, and a corresponding icon.

|   |   |
|---|---|
| [AR21000] Project   | 9 |
| [AR17110] Applied Presentation Technology                                   | 3 |
| [AR20035-1] Bauaufnahme for Incoming  | 3 |
| [AR20029] Excursion: Presentation + Design                                  | 3 |
| [AR61002] Building Construction I: Masonry                                  | 6 |
| [AR61101] Building Construction III: concrete and ferroconcrete structuring | 8 |
| [AR61008] Building Physics and Building Services                            | 6 |
| [AR17006] Water Colour Drawing  | 3 |
| [AR20125] Architectural Design and Participation I                          | 6 |

Please remember: A course itself doesn't have ECTS, only the module! You can see how many ECTS a module has in the module description (to see it, click on the corresponding book symbol) or directly on the right hand side, near the book symbol.

5. Click on the book symbol of the module you are interested in. The example below uses the module AR20116 Green Typologies - BA at BA Advanced level.



6. In the module description, when you click on „Courses and exams“, each course of the module is listed under "Offer node".

| ▼ Courses and exams |                |           |              |            |             |                  |           |         |
|---------------------|----------------|-----------|--------------|------------|-------------|------------------|-----------|---------|
| Name                | Identification | Rec. sem. | ECTS credits | Valid from | Valid until | Weighting factor | Exam mode | Comment |
| <i>Exam node</i>    |                |           |              |            |             |                  |           |         |
| Green Typologies    | AR20116        | nsr       | 6            |            |             | 1                |           |         |
| <i>Offer node</i>   |                |           |              |            |             |                  |           |         |
| Green Typologies    |                | nsr       |              |            |             | 1                |           |         |

7. Click on the "+" indicated in front of each course → information on the course dates and venues but also the registration button will be indicated here. If the registration button is green, then the registration is open and you can start with the registration procedure.

| Green Typologies  |      | nsr                                |        |                                 |                        |  |
|---|------|------------------------------------|--------|---------------------------------|------------------------|--|
| Course(s) in academic year  | Part | Lecturer (Assistant)               | Status | Place (1st session)             | Time (1st session)     |  |
| 2022/23   |      |                                    |        |                                 |                        |  |
| 0000005583 22W 4SWS SE Green Typologies   | ⊗    | Höpfel L, Ludwig F, Shu Q, Yazdi H | BF     | 2349, Seminarraum (0503.02.349) | 19.10.22 09:45 - 13:00 |  |
| 0000004336 23S 4SWS SE Green Typologies (Trees in planters - designing with growth processes) | ⊖    | Fleckenstein C, Well F             | GP     |                                 |                        |  |

In some cases, a module has two courses (you'll then see two red triangles). Here you might need to take both to complete the module. If in doubt, please check with us ([incoming.ad@ed.tum.de](mailto:incoming.ad@ed.tum.de)) or directly with the responsible Chair!

Details about the registration procedure itself can be found here in the section "Details about the registration procedure": <https://wiki.tum.de/pages/viewpage.action?pageId=613515833>

### **3. APPLICATION “COURSES”**

Instructions can be found here:

<https://collab.dvb.bayern/pages/viewpage.action?pageId=72792604>. Since you are an Exchange student in the field of Architecture, please select “Architektur (0), Exchange program (not subject to fees)” under “Curriculum”.