

## FINDING MODULES IN TUMonline.

A module consists of one or more courses (lecture/workshop/seminar) with aligned content and gives a certain amount of credits (ECTS).

**Please always indicate in your Learning Agreement the module code (for Architecture, AR12345 or ED123456)/title, not the course code (000001234)/title.**

Here are two routes to help you search for modules in the TUMonline system.

You can use whichever method you feel most comfortable with.

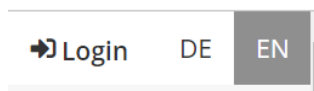
For any questions, please send an email to [incoming.ad@ed.tum.de](mailto:incoming.ad@ed.tum.de)

## ROUTE 1

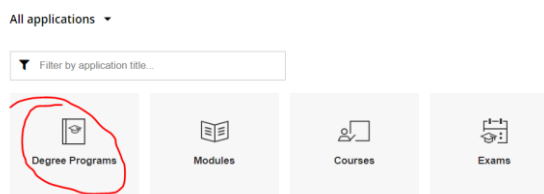
Please go to our TUM-wide registration system TUM online webpage:

[https://campus.tum.de/tumonline/ee/ui/ca2/app/desktop/#/login?\\$ctx=lang=en](https://campus.tum.de/tumonline/ee/ui/ca2/app/desktop/#/login?$ctx=lang=en)

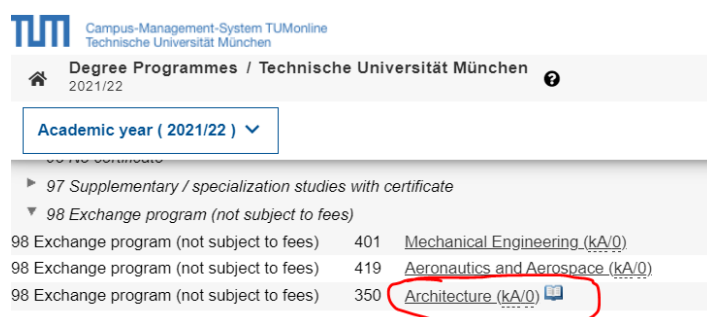
1. Click on “continue without login”
2. Depending on your browser, you might need to change the language to English



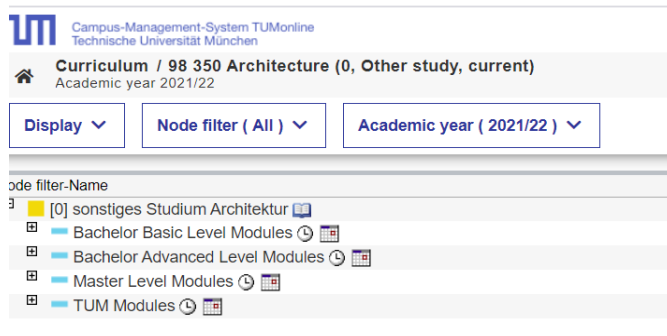
3. Choose “degree programs”



4. Scroll down until you get to “98 Exchange program” and click on the small arrow, then on **Architecture**.



5. The list of modules for the Exchange program of that year will appear as below.



6. Expand the module selection according to your level.

- Bachelor Basic Level modules are for students who are in their 3<sup>rd</sup> or 4<sup>th</sup> semester when they come to TUM.

- Bachelor Advanced Level modules are for students who are at least in the 5<sup>th</sup> semester when they come to TUM.

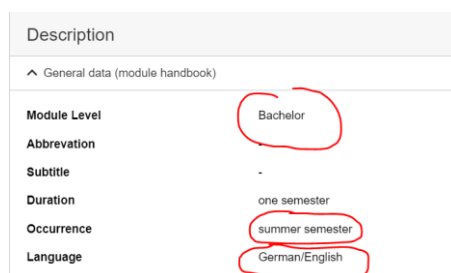
- Master Level modules are for those of you who are currently registered on a Masters course at their home University.

Here I have chosen Bachelor Advanced Level and I want to find out more information about the module AR17006 – Water Colour Drawing.



On the right-hand side, you can see a book symbol and, in the column “credits”, the number of ECTS this module has.

7. If you click on the little book symbol, a new tab will open with further information. Here for example, you can see that the module takes place only in the summer semester and that it is taught in English and German.



For more information, click on “Go to Module Details”.

Go To Module Details

20

This page will appear:

2022W

Overview

Courses and Exams

Description

Position in curriculum

Print view

Overview

Name	Water Colour Drawing
Module ID	AR17006
ECTS credits	3 ECTS may vary according to SPO version
Version	-
Valid	Always
Responsible for Module	Graff, Uta
Organisation	Chair of Architectural Design and Conception (Prof. Graff)
Note	-

In the overview you can see again the module title and code which you will need for your Learning Agreement and later for the examination, how many credits this module is worth and the Chair to whom it belongs. Scrolling down, you can find the title of the course/s and of the exam/s (the exam title is usually the same as the module title, the course name not necessarily), examination information, pre-requisites, etc.

8. When you close this tab, you'll see again the page with the curriculum tree illustrated at point 6. Here you can also expand the module details directly and so find out the details of the exam/s and of the course/s belonging to this module. The orange diamond is the module node, the green dot is the exam node, the red triangle the course node. Again, the exam title is usually the same as the module title, the course(s) name not necessarily.

[AR17006] Water Colour Drawing

[AR17006] Water Colour Drawing

water colour drawing

If you want to know if the course(s) took place in the last winter/summer semester, just expand the course node (red triangle) and click on the arrow before the current academic year. In this case, you can see the course took place in the summer term 22 (22S), so you can assume it will probably take place in the next summer term too.

water colour drawing

Course(s) in academic year	Part	Lecturer (Assistant)	Place (1st session)	Time (1st session)
0000001950 22S 2SWS SE		Graff U [L], Graff U, Schmid P	2350_Veranstaltung (0503.02.350)	29.04.22 09:45 - 11:15

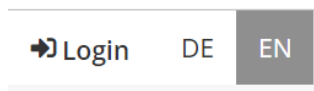
## ROUTE 2:

Please go to our TUM-wide registration system TUM online webpage:

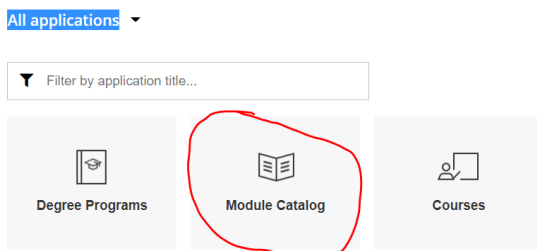
[https://campus.tum.de/tumonline/ee/ui/ca2/app/desktop/#/login?\\$ctx=lang=en](https://campus.tum.de/tumonline/ee/ui/ca2/app/desktop/#/login?$ctx=lang=en)

1. Click on “continue without login”

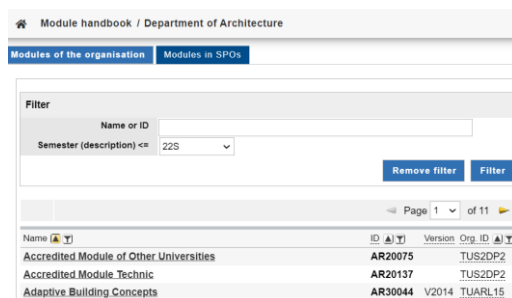
2. Depending on your browser, you might need to change the language to English



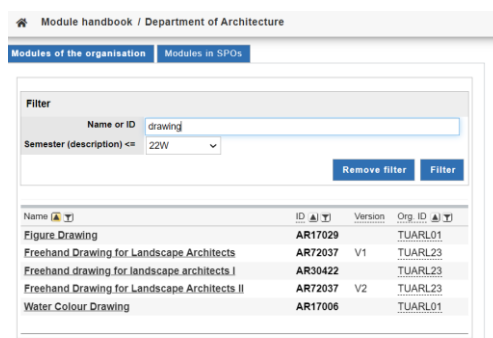
3. Choose “Module Catalog”



4. Under “Organisation” start typing “Architecture”, you will get “TUS2DP2 Department of Architecture”. You will then have the list of all the modules offered in Architecture.



5. You can just scroll the pages or look for modules using key words in the filter mask. The example here uses the word “drawing”



6. If you want to know more about a module, in my case here “Water Colour Drawing”, click on the module title

Module description - detail view

Englisch Deutsch

Module details

Name	Water Colour Drawing
Organisation	Chair of Architectural Design and Conception (Prof. Graff)
Organisation ID	TUARL01
Comment	
Credits	3
Weighting factor	1
Duration [Acc. to SPO version]	2
Module ID	AR17006
Abbreviated name of version	
External allocation	
Valid from	
Valid until	

You can first see which Chair teaches this module, how many credits it has, then scrolling down you will also find more information about prerequisites, language of instruction and in which semester the module takes place, the title of the corresponding course(s) and exam(s).

Please note that, using this second route, you can find all modules that have ever been offered in Architecture, also

1) the ones that are not valid anymore. In this case, something will be written beside “Valid until”

and

2) the ones that are not foreseen for exchange students. In this case, please check with the responsible Chair if you can actually take the module and, if so, inform us ([incoming.ad@ed.tum.de](mailto:incoming.ad@ed.tum.de)) so you can have it on your transcript at the end of your stay.